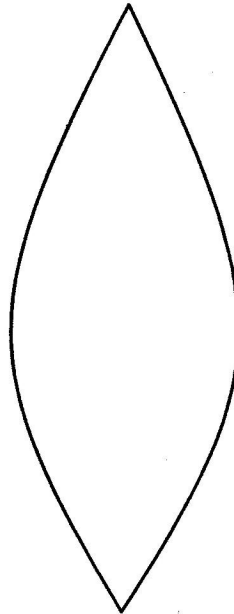




1989 Christmas Sampler

This was a sampler quilt done in reds, greens and white. This is one of the applique blocks that was used in the sampler. You can easily change the size of the applique templates by using a copier and making them larger or smaller. These templates should work on a 12 ½ " unfinished block.

Prepare your appliques according to your favorite method of stitching. You can of course arrange them anyway you want which is one of the great things about appliques. You will need to add seam allowance to the center circle. You can get a heavy plastic template at most office stores that has a variety of circle templates on it and use that to make your circles. A handy tool to have and not very expensive.



Make sure that when you print this page you set your scaling option to none in your print window. If you do not do this the templates may not print out to the correct size. You should see a white box besides the words page scaling. Click the down area at the end of this box and choose none.