


1997 Belle's Choice



This quilt is a log cabin block along with this pieced block. There were then solid blocks that had applique on them. The circles in the applique block were red buttons. The block is given in one size a 10" finished size.

Cutting Chart

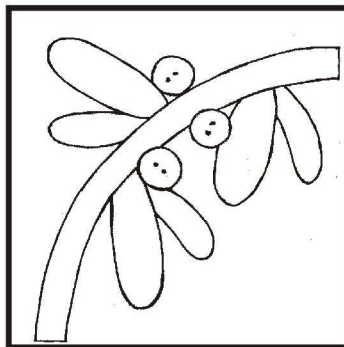
Background

A: Cut 9[2 1/2"] squares

Fabric #1

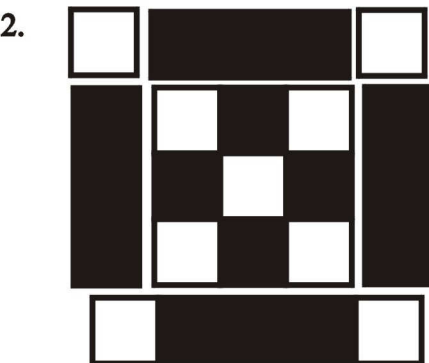

A: Cut 4[2 1/2"] squares

B: Cut 2[2 1/2" x 6 1/2"] rectangles



Sewing Directions:

1. Assemble a 9-patch for center of block
2. Lay out block. Assemble row, then sew rows together.



Applique templates.

Use bias for the stem and buttons for the circles.
Prepare appliques according to your favorite method.

