


# 2001 Devine Nines



This quilt was made up of this block plus nine patch blocks. It had applique borders with vines, tulips, and leaves around it. The block is presented here in a 9" finished, 9 1/2" unfinished size. The quilt was in shades of red and green with a light background.

## Cutting Chart

### Background

- A: Cut 4[2 3/4"]square  
 B: Cut 8[2 1/4" x 2 3/4"]rectangles to be used with 8 C squares for quick corners.  
 D: Cut 4[1 1/2" x 4 1/2"]rectangles

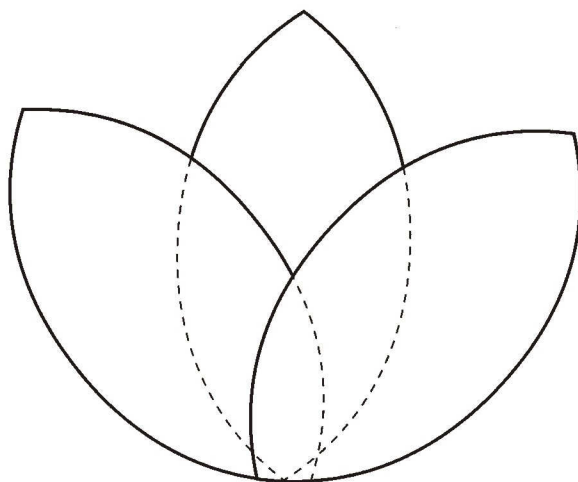

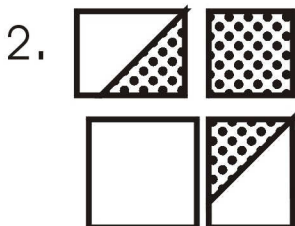
### Fabric #1

- C: Cut 12[2 1/4"]squares. 8 are to be used with B for quick corners.  
 E: Cut 1[1 1/2"]square



Diagram A

Diagram B



## Tulip Applique

You can use the center petal of the tulip as your template for the leaves. Make bias for the stem and arrange flowers and leaves along it.