

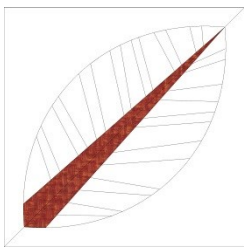




Falling Leaves Placemats Fabric Requirements

	<p>Leaves</p> <p>If all leaves are the same fabric</p> <p>If leaves are different fabrics</p>	<p>Total Yardage:</p> <p>1 $\frac{1}{2}$ yards</p> <p>1 FQ each</p>
	<p>Leaf Veins</p> <p>If all veins are the same fabric</p> <p>If veins are different fabrics</p>	<p>Total Yardage:</p> <p>$\frac{3}{4}$ yard</p> <p>1 FQ each</p>
	<p>Leaf Stems</p> <p>If all stems are the same fabric</p> <p>If stems are different fabrics</p>	<p>Total Yardage:</p> <p>1 FQ</p> <p>2- 17" x 2" strips each</p>
	<p>Twigs</p> <p>If all twigs are the same fabric</p> <p>If twigs are different fabrics</p>	<p>Total Yardage:</p> <p>$\frac{3}{4}$ yard</p> <p>7- 8" x 1 $\frac{1}{2}$" strips ea.</p>
	<p>Twig & Leaf Backgrounds</p> <p>If all backgrounds are the same fabric</p> <p>If backgrounds are different fabrics</p>	<p>Total Yardage</p> <p>2 Yards</p> <p>$\frac{1}{2}$ yard each</p>

Supply List

- Sewing Machine in good working order
- Presser Foot: Standard & 'Quarter Inch with Lip'
- 90/14 Topstitch needles
- Neutral Thread (I prefer Superior's Masterpiece 50 weight)
- Starch: I recommend Mary Ellen's Best Press®.
- Fabric (of course)
- Straight Pins: Flat Head or Button Head (preferred)
- Cutting Mat
- Add A Quarter® Ruler
- Seam Roller or Iron with ironing pad. Check with your class host regarding the availability of ironing stations. (I usually have Seam Rollers for sale)
- Scissors
- Ruler (12" long, any width)
- Thread Nipper or Seam Ripper
- Trash Bag
- Double-Sided scotch tape (used for cutting fabric with templates...Single-sided tape will work, but is bulkier.)
- Rotary Cutter with Sharp Blade
- Pen & Paper, if you're a note taker
- Optional: Extension cord and/or power strip.
- Additionally, for Deb's Binding class: Elmer's **White School Glue** (Washable). NOTE: Do **not** use Elmer's Glue-All.

Questions? Email me: deb@DebKarasik.com

www.DebKarasik.com

Join my Yahoo! Group:

<http://groups.yahoo.com/group/DebKarasikQuilts>



Outline Drawing For your Coloring Pleasure...

